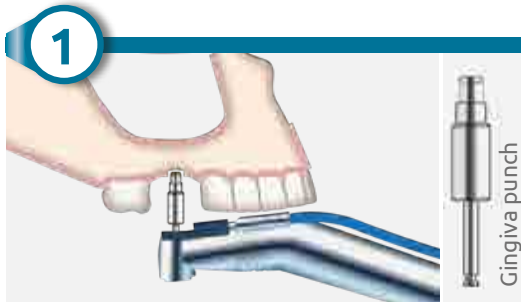


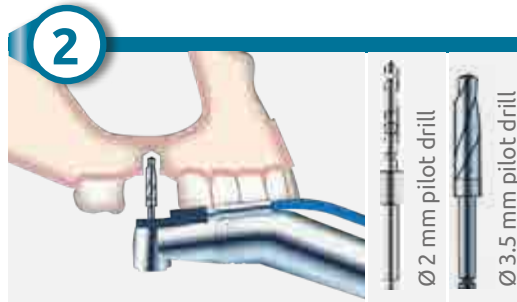
Surgical protocol JEDER® System

(after set-up of JEDER® System following instructions on display)



➤ Punching oral mucosa

- Localization of position based on CT/DVT-scan
- Punching with gingiva punch
- Automatically marks position for pilot hole
- **500 – 700 rpm**
- **With cooling**



➤ Pilot hole

- Up to 1–2 mm below sinus floor based on CT/DVT-scan
- Initially, pre-drilling with 2 mm pilot drill
- Enlargement drilling with 3.5 mm pilot drill
- **500 – 700 rpm**
- **With cooling**



➤ Set-up of JEDER® System

- Put on the sterile **sealing**
- Insert **JEDER®** milling cutter into drill guide head



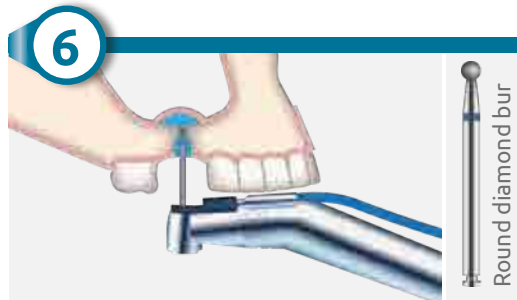
➤ First entry into the sinus

- Build-up pressure with right foot switch (every step 0.2 ml)
- Only drill if there is pressure
- **Pressure-drop = criterion for first entry**
- **500 – 700 rpm**
- **Without cooling**



➤ Further elevation of the membrane

- Pump in ca. 1.5 ml of saline solution (press the right foot switch 7 times)
- Pump the saline back out (left foot switch: press once to stop the vibrations, then press again to pump out the saline, 0.2 ml is removed each time)
- Remove Handpiece with **JEDER®** Drill
- Perform Valsalva-maneuver, to make sure that the membrane is still intact



➤ Enlargement drilling

- Set Handpiece with **JEDER®** Drill back into place
- Pump in ca. 0.6 ml of saline (press the right foot switch 3 times); don't aspirate the fluid
- Remove Handpiece with **JEDER®** Drill
- Drill using a round diamond bur into the sinus until penetration is achieved
- Enlarge with round diamond bur
- Set Handpiece with **JEDER®** Drill back into place
- Extract fluid with pump (left foot switch)
- **500 – 700 rpm**
- **With cooling**



➤ Augmentation material

- Insert ca. 0.5 ml to 1.0 ml CERASORB® Paste augmentation material
- Control x-ray is carried out



➤ Placement of implant

- Placement of implant depending on system

Distribute by:

curasan
Regenerative Medicine

curasan AG
Lindigstr. 4 | 63801 Kleinostheim | Germany
info@curasan.de | www.curasan.de

Phone: +49 6027 / 40 900-0 | Fax: +49 6027 / 40 900-49

Manufactured by:

BIEGLER
medizin elektronik

BIEGLER GmbH
Allhangstr. 18a | 3001 Mauerbach | Austria
office@biegler.com | www.biegler.com

Phone: +43 1 979 21 05 | Fax: +43 1 979 21 05 16

